

Uno 2 Banner Stand

UB350



A very popular and highly versatile double-sided telescopic banner stand that is lightweight, portable and very simple to use.

With five width options and adjustable height, the Uno 2 is flexible enough to carry a wide variety of graphics.

features & benefits

- Lightweight components
- Telescopic poles for adjustable height
- Quick to assemble and easy to use
- Includes carry bag/tube



graphic dimensions




Uno 2 side view


hardware specifications	graphic specifications	additional info
<p>Hardware Dimensions (mm) 2210 (h - max) x 600-1500 (w) x 315 (d)</p> <p>Weight: 5kg approx for 800mm unit (including carry bag)</p>	<p>Visible Graphic Dimensions (mm): 2200 (h) x 600 - 1500mm (w)</p> <p>Substrate: Between 225 & 300 microns</p>	<p>Included in kit: 2 x top rail, 2 x bottom rail, stabilising foot, 2 x telescopic poles, wrap and carry bag/tube</p> <p>Availability: Black or silver</p>

We are continually improving and modifying our product range and reserve the right to vary the specifications without prior notice. All dimensions and weights quoted are approximate and we accept no responsibility for variance. E&OE.

Assembly Instructions



Kit includes: 2 x top rail, 2 x bottom rail, stabilising foot, 2 x telescopic poles, wrap and carry bag/tube



1 Take the stabilising foot and slide into the bottom rail of the first graphic



2 Slide the foot in the direction of the arrow until it is centrally positioned and locked into place



3 Repeat Step 2 for the second graphic ensuring that both are fitted securely to the foot.




4 Take one of the telescopic poles and slot the bottom end into one of the foot holes.



5 Lengthen the pole by twisting each section, pulling out the pole to the desired height and then twisting to secure fit.



6 Open up one of the graphics and slot the top rail over the top of the pole. As the poles criss-cross over each other to add stability, make sure that each graphic is fitted to the pole that is attached to the OPPOSITE side of the foot.



8 Repeat Step 5 if necessary to tighten the graphics.

Other products in our tension banner range include:



Lightning

A highly portable, versatile and cost effective banner stand that is lightweight, very stable and simple to use.



Ark

Ark's high tech, slimline looks provide the perfect solution for any display situation. Fully adjustable to support full height and multi-size graphics.



Dash Mini

A highly portable, versatile and cost effective telescopic tripod banner stand that is lightweight, very stable and simple to use.